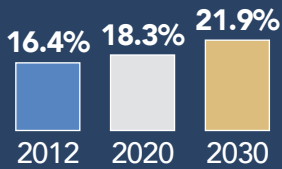


CALIFORNIA LEADS THE NATION IN NUMBER OF RESIDENTS OVER AGE 60



PERCENTAGE OF CALIFORNIA'S POPULATION **OVER 60**¹



20% INCREASE

PERSONS WITH DISABILITIES OVER THE NEXT 2 DECADES

California's Changing Demographic

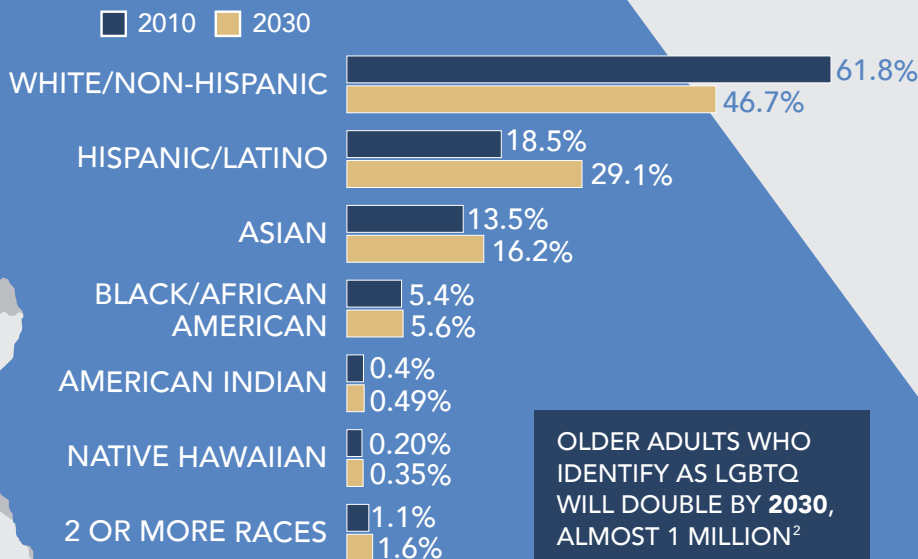
First in a series of 5 infographics sharing the needs of older Californians and the Area Agencies on Aging who serve them.

AGENCY ON AGING AREA 4

Nevada | Placer | Sacramento | Sierra | Sutter | Yolo | Yuba Counties

1401 El Camino Avenue, 4th Floor
Sacramento CA 95815
1.916.486.1876 www.agencyonaging4.org

OLDER CALIFORNIANS' DIVERSITY WILL CONTINUE TO GROW²



OLDER ADULTS WHO IDENTIFY AS LGBTQ WILL DOUBLE BY 2030, ALMOST 1 MILLION²

HOUSING CHALLENGES

Older adults are often on a fixed income, and will face challenges as California's housing prices continue to rise.



\$21,300
AVERAGE PERSONAL INCOME FOR CALIFORNIA OLDER ADULTS³



\$25,944
IS NEEDED FOR A **ONE BEDROOM RENTER** TO MEET BASIC NEEDS⁴



\$35,892
IS NEEDED FOR A **HOME-OWNER** TO MEET BASIC NEEDS⁴



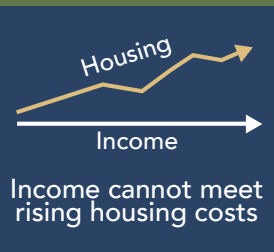
To learn more visit www.C4A.info

¹ California Policy Academy State Profile, 2010

² California State Plan on Aging 2013 – 2017

³ California's Housing Future: Challenges and Opportunities, Public Draft

⁴ Elder Index Result: California, Statewide Average



SOCIAL SECURITY BENEFITS MAKE UP **80% OF INCOME** FOR **MORE THAN HALF** OF CALIFORNIA OLDER ADULTS

THE AVERAGE SOCIAL SECURITY BENEFIT IS **\$12,000 PER YEAR**

